




Club Spotlight:

The Fabric Fantasia Club helps students show creativity through fabric crafts. It teaches simple designing, stitching, and using old materials in a fun way.



Student Voices :

1. Students learned how to mix colours and paint on Fabric
2. Now I can design my own patterns.
3. They learned how to make a design.
4. They learned that using jute bags reduce the plastic waste. It feels good to decorate something that is eco friendly .

Project Report and Skill Development

Fabric Painting

Mandeep Kaur - 06/12/2025



Project Goals:

- The Fabric Fantasia Club helps students show creativity through fabric crafts. It teaches simple designing, stitching, and using old materials in a fun way.

Process/ Steps:



- Wash and dry the fabric.
- Place a cardboard inside the cloth to keep it flat.
- Draw the design lightly with a pencil.
- Paint the design using fabric colours.
- Let it dry completely.
- Iron the back side to set the paint.

Skills Learned :

- Creativity in making designs
- Neat painting and colour control
- Patience and careful working
- Basic fabric-handling skills
- Confidence in making handmade items

Challenges and Solutions :

- Lack of time, find out the plain jute bag. Plan ahead, use material wisely, encourage cooperation with each other.



Meet the Team :



Harsamrath Singh
6-C



Baljit Kaur
6-B



Astha
6-B



Amritjot
6-C



Kulvir kaur
9-A